

WARNINGS

WARNING: L&H electric branders and dehorner are equipped with heavy duty three wire grounded cords. An adequate ground is required for safe operation of this unit for both humans and animals.

- Use only a heavy duty three wire grounded extension cord connected to a three wire grounded electricity source. The iron simply will not work properly if the extension cord is improperly sized too small. For recommended gauge cord, see chart below.
- Never submerge iron in sand, dirt or other substance. This will cause it to overheat and shorten its life.
- Use only, where conditions are dry. Do not stand or allow animal to stand in water or mud.
- Check before each use for cracks or breaks in the sheathing of the iron's heating element and electrical cord. If cracks or breaks are visible do not use iron. Return it to the factory for inspection and repair.
- If it appears the iron has transmitted a shock, stop using it and return to factory for inspection and repair.

		Wattage				
		350-500	600-750	1000-1250	1500-1750	2000
Cord Length	25'	18	18	16	14	12
	50'	18	18	16	12	10
	100'	18	18	14	12	10
	150'	16	16	12	12	10
	200'	14	14	10	10	10
		Gauge of cord				

WARRANTY

WARRANTY: L&H warrants that its products are free from defect in material and workmanship and it agrees to repair or replace a defective product within one year from date of purchase. Repair or replacement does not extend the one-year warranty. Failure of a product caused by abuse, misuse, accident or disregard of operating instructions, removal of the ground prong, opening or disassembling the unit, and repair or attempted repair by anyone other than L&H voids the warranty.

NO OTHER WARRANTY: L&H makes no other warranty of any kind, express or implied, and it is agreed that in event of breach of any warranty, L&H liability shall be limited to the repair or replacement of the product and it will not be liable for any other damage, whether direct or consequential.


TO OBTAIN WARRANTY SERVICE: Carefully pack unit and send postage paid, to L&H Manufacturing, Box 639, 410 6th St SE, Mandan, ND 58554. COD's will not be accepted. A note of explanation along with proof of purchase, return address and telephone number must accompany unit. Bill of sale, receipted invoice, or other positive proof of purchase is acceptable.

INQUIRES: If you have any problems or questions concerning any of L&H's products, call or fax toll free:

PHONE: 800-437-8068
FAX: 800-522-7091

L&H OPERATING INSTRUCTIONS


BRANDING IRONS



ELECTRIC BRANDER



ELECTRIC DEHORNER



FIRE HEATED BRANDER

L&H L&H Branding Irons
 BRANDING IRONS 410 6th Street SE
 P.O. Box 639
 Mandan, ND 58554

ELECTRIC BRANDER

OPERATING INSTRUCTIONS

- Clipping excess hair is advisable when hair is long.
- Allow at least 90 seconds for brander to reach correct branding temperature.
- Apply brand with moderate pressure to animal and hold until skin turns dark copper color, approximately 10 seconds.
- Application time will vary with wind and weather conditions, thickness of hair, and age and breed of animal. After branding several animals, you will learn proper application time.
- If brand is not clear upon first application, it may be reapplied.
- If brand is not clear or burnt hair builds up on iron, iron may not be hot enough. Electrical source and extension cords (if used) should be checked for proper connection and size.



ELECTRIC DEHORNER

OPERATING INSTRUCTIONS

- Allow at least 90 seconds for dehorner to reach correct temperature.
- Apply the dehorner firmly, rotating slightly to make sure hot iron circles horn base at hair line.
- Hold until skin at base of horn turns dark copper color, approximately 7 seconds.
- Do not remove the horn button or apply medication. Horn will die, the scab and horn button will fall off in four to six weeks, leaving a smooth well healed area.
- The electric dehorner can be used at any time and there will be no loss of blood or severe stress on the animal.




L&H
BRANDING IRONS
MANDAN, ND • 701-663-9821

DO NOT PLACE ELECTRICALLY HEATED IRONS IN DIRT, SAND, ASHES OR ANY SUBSTANCE THAT WILL CAUSE IT TO OVERHEAT AND SHORTEN THE LIFE OF THE IRON.

FIRE HEATED BRANDER

OPERATING INSTRUCTIONS

- Place the irons on a wood or coal burning fire or in a propane branding iron furnace.
- Clipping excess hair is advisable when hair is long.
- Apply brand with moderate pressure to animal and hold until skin turns dark copper color, approximately 10 seconds.
- Application time will vary with wind and weather conditions, thickness of hair, and age and breed of animal. After branding several animals, you will learn proper application time.
- If brand is not clear upon first application, it may be reapplied.



BRASS IRONS

- Rust resistant non-corrosive copper alloy is used for its heat holding capacity. (Irons will remain a copper color when hot.)
- Not recommended for use in propane furnaces.

STAINLESS STEEL IRONS

- Designed for use in a propane furnace. Stainless steel will not rust or corrode.